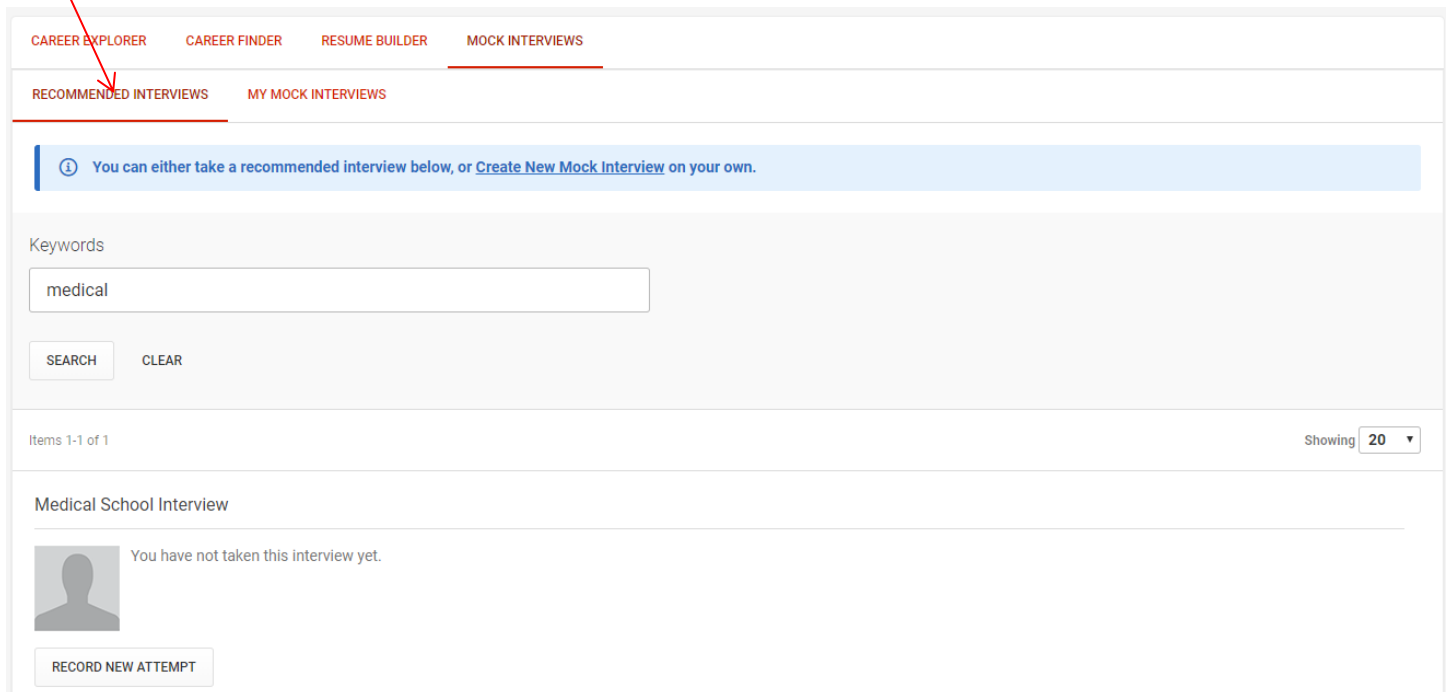


## Medical School Online Mock Interview Instructions

1. Go to <https://ku-csm.symlicity.com/sso/students>.
2. Log in using your KU online ID and password.
3. If prompted to complete the “Student Registration” form, complete the form.
4. Next, on the home page of KU Career Connections, click “Mock Interviews.” This link is located on the bottom right-side of the screen. You may need to scroll to see it. If you cannot see it, please email [ewolfram@ku.edu](mailto:ewolfram@ku.edu), and Erin Wolfram can assist you.
5. Make sure the “Recommended Interviews” tab is selected.
6. In the keywords box type “medical, and then click “Search.” When the Medical School Interview appears, click “Record New Attempt.”
7. Follow the prompts on the screen to test your audio and video settings. If a box pops up that says “Adobe Flash Player Settings,” click “Allow.”
8. Once you have tested your settings, click “Start Interview.”
9. Read to information on the “You are about to begin your interview” screen, and click “I’m Ready; Let’s Get Started.”
10. When you are ready to answer (You’ll have 30 seconds to prepare.), click “Start Recording.”



CAREER EXPLORER CAREER FINDER RESUME BUILDER **MOCK INTERVIEWS**

RECOMMENDED INTERVIEWS MY MOCK INTERVIEWS

① You can either take a recommended interview below, or [Create New Mock Interview](#) on your own.


Keywords

medical

SEARCH CLEAR

Items 1-1 of 1 Showing 20

Medical School Interview

 You have not taken this interview yet.

RECORD NEW ATTEMPT

11. When you are done answering, click “Stop Recording.” Each answer must be less than 3 minutes.
12. Click “Next Question.”
13. Continue this process until you answer the final question.
14. After you answer, the last question, the “You have completed your Mock Video Interview” will pop up.
15. Click “Request Feedback.”

## You have completed your Mock Video Interview

You can now request feedback on your mock interview answers, take this interview again, or create a new mock interview to continue sharpening your skills.

To request feedback from anyone, such as a guidance counselor or a professor, click the Request Feedback button below. Otherwise, click the Exit Interview button to end your mock interview.

[Review Interview](#)
[Request Feedback](#)
[Exit Interview](#)

16. On the next screen, you may be prompted to again click “Request Feedback.”


17. Close the window. You are done!

18. You will be provided feedback for each question. This may take up to 48 business hours after you submit your interview. Once you have received feedback, you can view comments by going back to “Mock Interviews” on the KU Career Connections homepage. Click “My Interviews.” Click “Review” next to the interview you submitted. Your feedback will be listed under each question/answer frame.



1 ATTEMPT

Why did you choose the extracurricular activities you did?



August 23, 2013  
9:25 am  
☆☆☆☆☆  
NOW PLAYING

- Autoplay
- Only Answers
- Repeat
- Share Interview
- Request Feedback

Reviewer Feedback

August 23, 2013

☆☆☆☆☆

Here is your feedback.

- Previous Question
- Next Question